

Machine Tool Trade Hungary



Machine Tool Imports of Hungary: Main Suppliers (excluding parts/accessories)

	2018	2019	2020	2021	2022e
Total imports (Mill. EUR)	225	320	218	265	260
%-share in total imports					
1. Germany	44%	47%	41%	33%	44%
2. China	4%	9%	7%	14%	12%
3. Turkey	5%	5%	4%	4%	7%
4. Taiwan	3%	2%	2%	3%	4%
5. Austria	5%	5%	3%	4%	4%

Machine Tool Exports of Hungary: Main Customers (excluding parts/accessories)

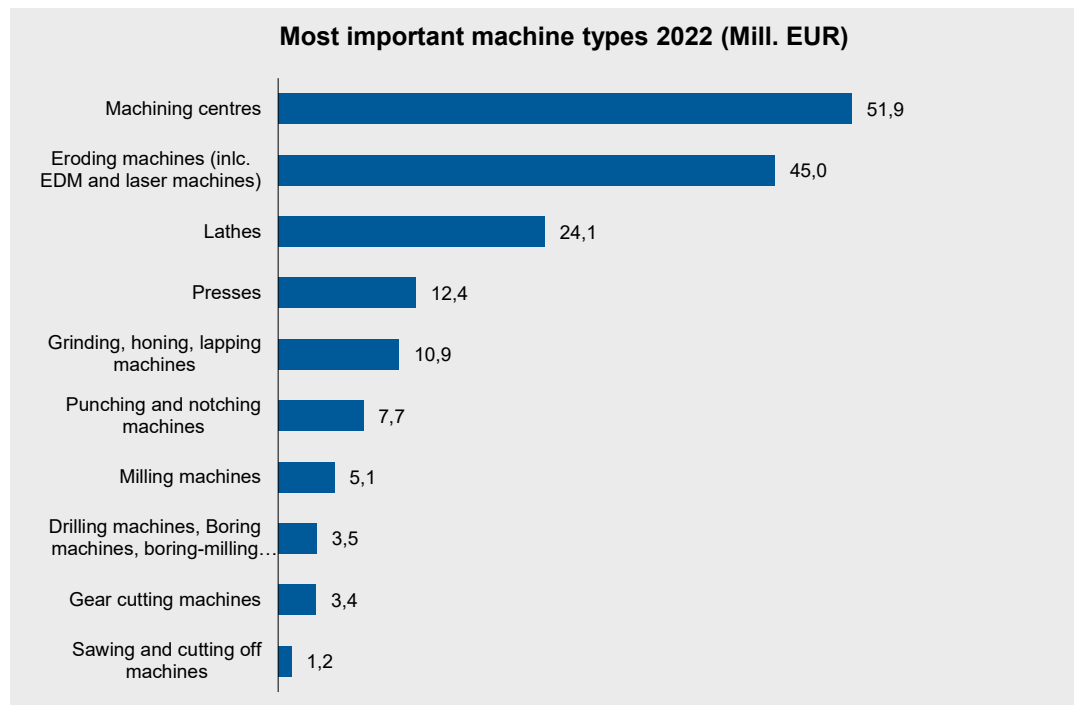
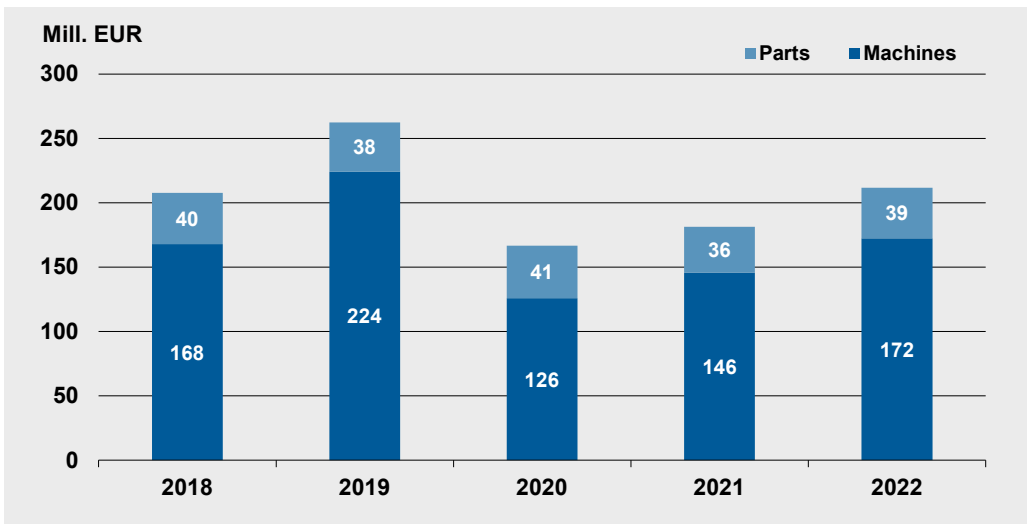
	2018	2019	2020	2021	2022e
Total exports (Mill. EUR)	31	30	24	34	33
%-share in total exports					
1. Germany	25%	27%	22%	17%	21%
2. Turkey	1%	8%	9%	5%	13%
3. Serbia	11%	7%	11%	9%	11%
4. Romania	5%	2%	4%	4%	10%
5. France	6%	4%	5%	5%	7%

Sources: Official trade statistics of Hungary, VDW
2022 estimated based on preliminary data
HS-Harmonized System Codes 8456-8463, 8485 10

VDW, German Machine Tool Builders' Association 08.03.2023

German Machine Tool Exports to Hungary - Overview*

	2018	2019	2020	2021	2022
EUR millions	207,9	262,5	166,8	181,3	211,8
%-Change to previous year	+4	+26	-36	+9	+17
%-Share in total exports	1,9	2,6	2,3	2,3	2,5
Export rank	15	13	16	14	12



* Machine tools including parts/accessories:
HS-Harmonized System Codes 8456-8463, 8466 93/94, 8485 10

Sources: Official trade statistics Germany, VDW

VDW, German Machine Tool Builders' Association 08.03.2023

German Machine Tool Exports to Hungary - by Machine Types



in EUR 1.000

	2018	2019	2020	2021	2022
Eroding machines (incl. EDM and laser machines)	23.029	36.668	33.441	24.680	44.994
Machining centres	43.235	56.964	28.955	41.283	51.942
Transfer lines, unit construction machines	5.222	3.630	200		773
Lathes	24.506	29.060	19.615	24.090	24.132
Drilling machines, Boring machines, boring-milling machines	7.568	12.085	4.648	3.190	3.501
Milling machines	3.897	3.517	3.342	2.017	5.103
Grinding, honing, lapping machines	23.951	22.084	6.238	13.054	10.936
Gear cutting machines	5.035	2.763	5.660	3.757	3.443
Sawing and cutting off machines	1.759	2.101	2.350	2.599	1.219
Other metal cutting machine tools	1.006	3.194	1.053	279	265
Total Metal Cutting Machine Tools	139.208	172.066	105.502	114.949	146.308
Forging machines and hammers	2.159			4	263
Bending, folding and straightening machines	11.035	16.439	5.923	10.137	875
Shearing	422	720	683	1.812	411
Punching and notching machines	5.157	5.094	997	7.200	7.722
Presses	6.769	20.428	5.027	9.962	12.439
Other metal forming machine tools	3.267	9.383	7.691	1.665	4.372
Total Metal Forming Machine Tools	28.809	52.064	20.321	30.780	26.082
Additive Manufacturing (2022ff.)	-	-	-	-	
Parts and accessories	39.883	38.329	40.931	35.577	39.412
TOTAL MACHINE TOOLS	207.900	262.459	166.754	181.306	211.802

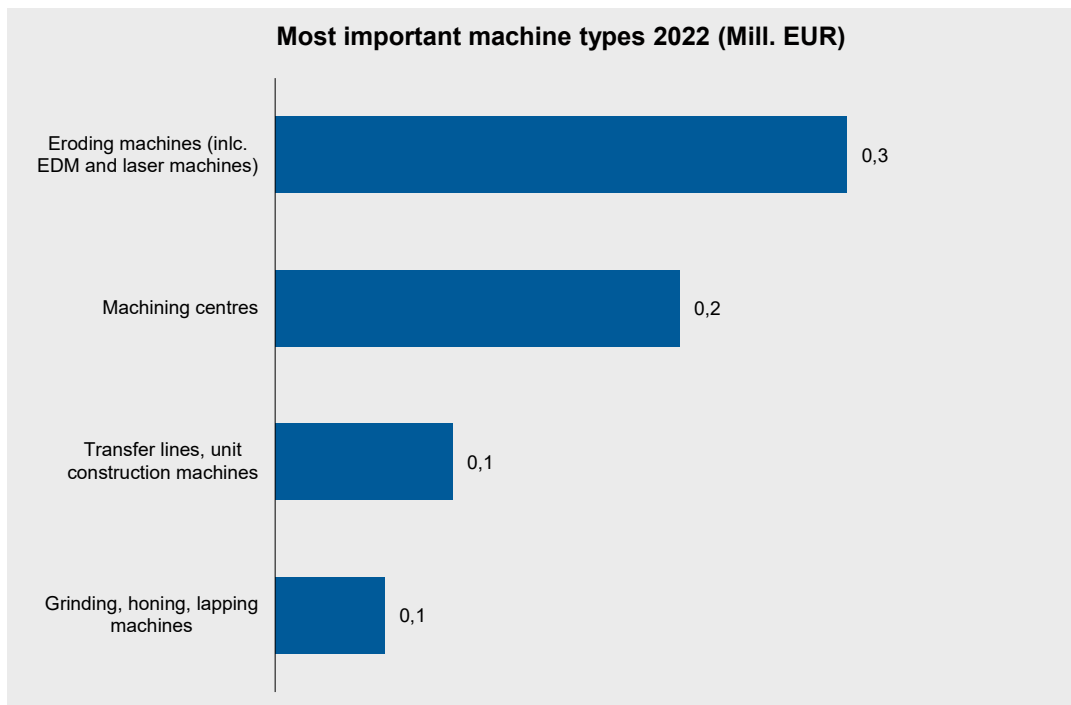
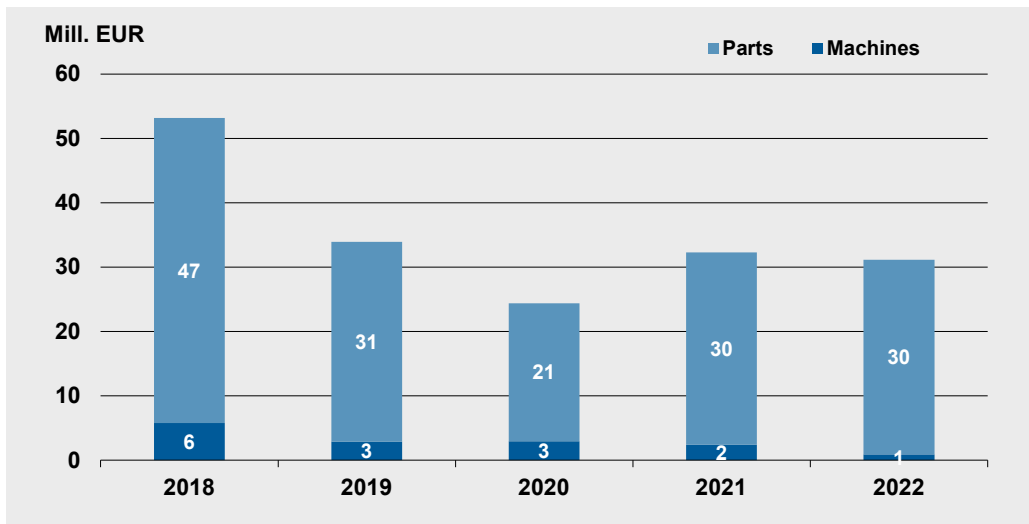
HS-Harmonized System Codes 8456-8463, 8466 93/94, 8485 10

Sources: Official trade statistics Germany, VDW

VDW, German Machine Tool Builders' Association 08.03.2023

German Machine Tool Imports from Hungary - Overview*

	2018	2019	2020	2021	2022
EUR millions	53,2	33,9	24,4	32,3	31,2
%-Change to previous year	+20	-36	-28	+32	-3
%-Share in total Imports	1,3	0,9	1,0	1,1	0,9
Import rank	16	17	18	19	17



* Machine tools including parts/accessories:
HS-Harmonized System Codes 8456-8463, 8466 93/94, 8485 10

Sources: Official trade statistics Germany, VDW



German Machine Tool Imports from Hungary - by Machine Types

in EUR 1.000

	2018	2019	2020	2021	2022
Eroding machines (incl. EDM and laser machines)	2.696	886	80	308	345
Machining centres		388	280	468	244
Transfer lines, unit construction machines		400		86	107
Lathes	521	305	1.024	41	60
Drilling machines, Boring machines, boring-milling machines	66	13		2	
Milling machines	57	6			
Grinding, honing, lapping machines	849	175	15	103	66
Gear cutting machines	425		120		
Sawing and cutting off machines	22	77	18	4	1
Other metal cutting machine tools	52	1	1.068		
Total Metal Cutting Machine Tools	4.688	2.251	2.605	1.012	823
Forging machines and hammers	7	68		930	
Bending, folding and straightening machines	343	9	12	33	6
Shearing	228	32			
Punching and notching machines	10	36	26	187	
Presses	483	375	50	110	13
Other metal forming machine tools	1	138	264	97	75
Total Metal Forming Machine Tools	1.072	658	352	1.357	94
Additive Manufacturing (2022ff.)	-	-	-	-	-
Parts and accessories	47.418	31.011	21.441	29.925	30.247
TOTAL MACHINE TOOLS	53.178	33.920	24.398	32.294	31.164

HS-Harmonized System Codes 8456-8463, 8466 93/94, 8485 10

Sources: Official trade statistics Germany, VDW

VDW, German Machine Tool Builders' Association 08.03.2023